


## Glass Passivated Super Fast Rectifiers

### FEATURES

- High efficiency, low VF
- High current capability
- High reliability
- Low power loss
- Compliant to RoHS Directive 2011/65/EU and in accordance to WEEE 2002/96/EC
- Halogen-free according to IEC 61249-2-21 definition


**DO-204AL (DO-41)**

### MECHANICAL DATA

**Case:** DO-204AL (DO-41)

Molding compound, UL flammability classification rating 94V-0

Base P/N with suffix "G" on packing code - green compound (halogen-free)

**Terminal:** Matte tin plated leads, solderable per JESD22-B102

Meet JESD 201 class 1A whisker test

**Weight:** 0.35 g (approximately)

MAXIMUM RATINGS AND ELECTRICAL CHARACTERISTICS (T <sub>A</sub> =25°C unless otherwise noted)												
PARAMETER	SYMBOL	SF 11G	SF 12G	SF 13G	SF 14G	SF 15G	SF 16G	SF 17G	SF 18G	UNIT		
Maximum repetitive peak reverse voltage	V <sub>RRM</sub>	50	100	150	200	300	400	500	600	V		
Maximum RMS voltage	V <sub>RMS</sub>	35	70	105	140	210	280	350	420	V		
Maximum DC blocking voltage	V <sub>DC</sub>	50	100	150	200	300	400	500	600	V		
Maximum average forward rectified current	I <sub>F(AV)</sub>	1								A		
Peak forward surge current, 8.3 ms single half sine-wave superimposed on rated load	I <sub>FSM</sub>	30								A		
Maximum instantaneous forward voltage (Note 1) @ 1 A	V <sub>F</sub>	0.95			1.3		1.7			V		
Maximum reverse current @ rated VR T <sub>J</sub> =25 °C T <sub>J</sub> =125 °C	I <sub>R</sub>	5					100				μA	
Maximum reverse recovery time (Note 2)	T <sub>rr</sub>	35									ns	
Typical junction capacitance (Note 3)	C <sub>j</sub>	20			10					pF		
Typical thermal resistance	R <sub>θJL</sub> R <sub>θJA</sub>	20					80					°C/W
Operating junction temperature range	T <sub>J</sub>	- 55 to +150								°C		
Storage temperature range	T <sub>STG</sub>	- 55 to +150								°C		

Note 1: Pulse Test with PW=300μs, 1% Duty Cycle

Note 2: Reverse Recovery Test Conditions: I<sub>F</sub>=0.5A, I<sub>R</sub>=1.0A, I<sub>RR</sub>=0.25A

Note 3: Measured at 1 MHz and Applied Reverse Voltage of 4.0V D.C.

ORDERING INFORMATION				
PART NO.	PACKING CODE	GREEN COMPOUND CODE	PACKAGE	PACKING
SF1xG (Note 1)	A0	Suffix "G"	DO-41	3,000 / Ammo box (52mm taping)
	R0		DO-41	5,000 / 13" Paper reel
	R1		DO-41	5,000 / 13" Paper reel (Reverse)
	B0		DO-41	1,000 / Bulk packing

Note 1: "x" defines voltage from 50V (SF11G) to 600V (SF18G)

EXAMPLE				
PREFERRED P/N	PART NO.	PACKING CODE	GREEN COMPOUND CODE	DESCRIPTION
SF18G A0	SF18G	A0		
SF18G A0G	SF18G	A0	G	Green compound

**RATINGS AND CHARACTERISTICS CURVES**

(TA=25°C unless otherwise noted)

FIG.1- MAXIMUM AVERAGE FORWARD CURRENT DERATING

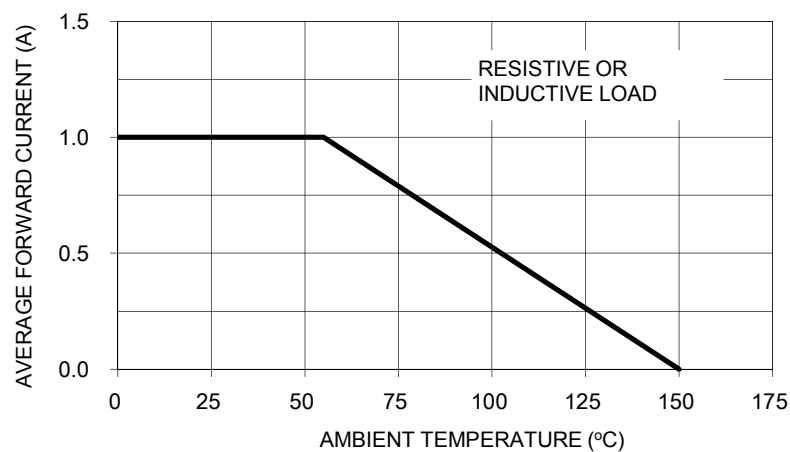


FIG.2- TYPICAL REVERSE CHARACTERISTICS

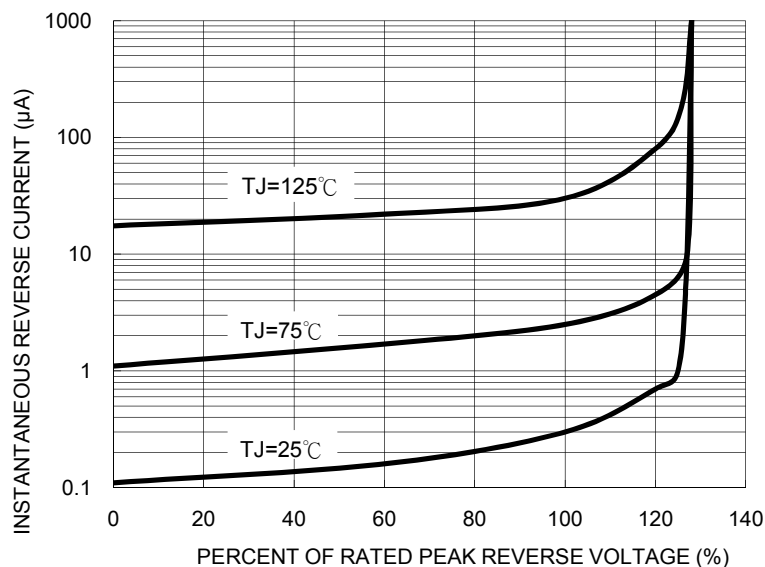


FIG. 3- MAXIMUM NON-REPETITIVE FORWARD SURGE CURRENT

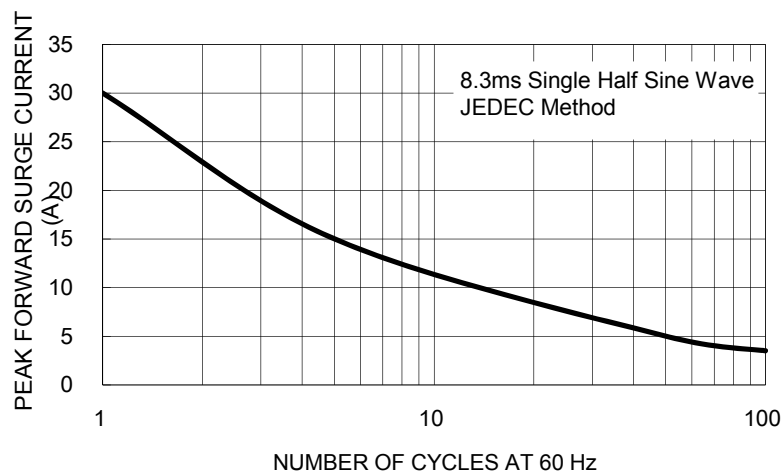


FIG. 4- TYPICAL FORWARD CHARACTERISTICS

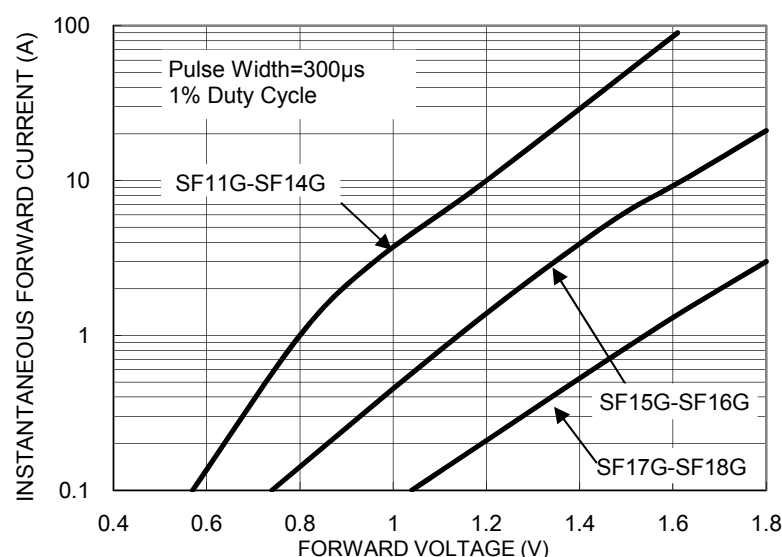


FIG. 5- TYPICAL JUNCTION CAPACITANCE

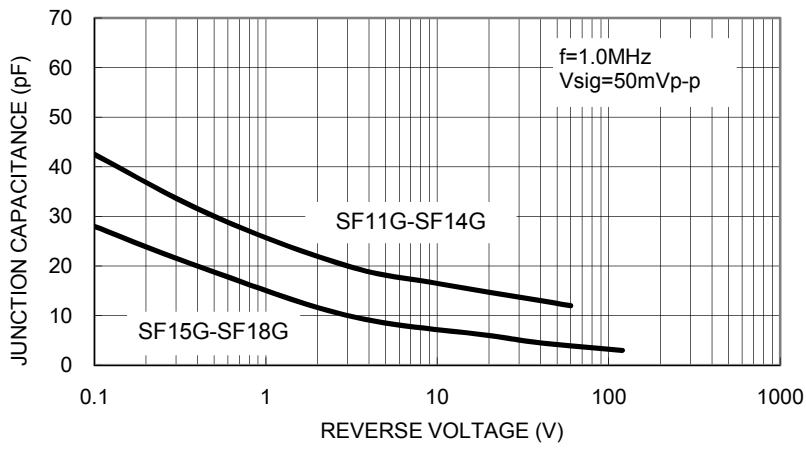
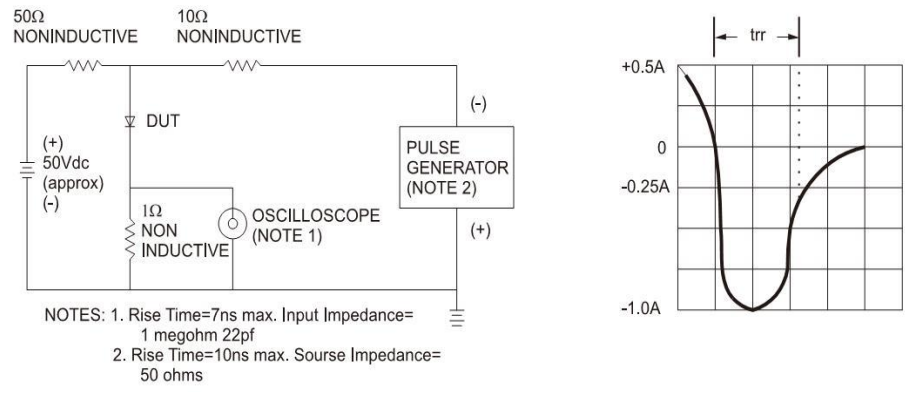
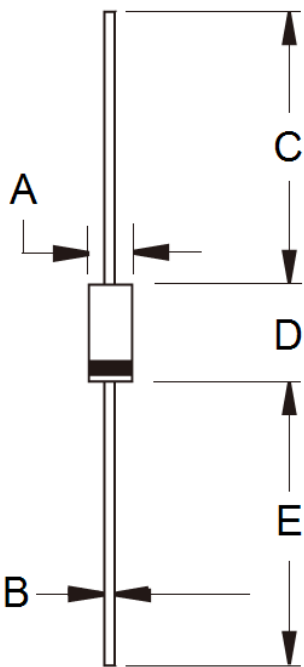


FIG.6- REVERSE RECOVERY TIME CHARACTERISTIC AND TEST CIRCUIT DIAGRAM



PACKAGE OUTLINE DIMENSIONS



DIM.	Unit (mm)		Unit (inch)	
	Min	Max	Min	Max
A	2.00	2.70	0.079	0.106
B	0.71	0.86	0.028	0.034
C	25.40	-	1.000	-
D	4.20	5.20	0.165	0.205
E	25.40	-	1.000	-

MARKING DIAGRAM



P/N = Specific Device Code  
 G = Green Compound  
 YWW = Date Code  
 F = Factory Code

## Notice

Specifications of the products displayed herein are subject to change without notice. TSC or anyone on its behalf, assumes no responsibility or liability for any errors inaccuracies.

Information contained herein is intended to provide a product description only. No license, express or implied, to any intellectual property rights is granted by this document. Except as provided in TSC's terms and conditions of sale for such products, TSC assumes no liability whatsoever, and disclaims any express or implied warranty, relating to sale and/or use of TSC products including liability or warranties relating to fitness for a particular purpose, merchantability, or infringement of any patent, copyright, or other intellectual property right.

The products shown herein are not designed for use in medical, life-saving, or life-sustaining applications. Customers using or selling these products for use in such applications do so at their own risk and agree to fully indemnify TSC for any damages resulting from such improper use or sale.